

By-law Enforcement and Short-term Rental Survey

Thursday, April 20, 2023

1345

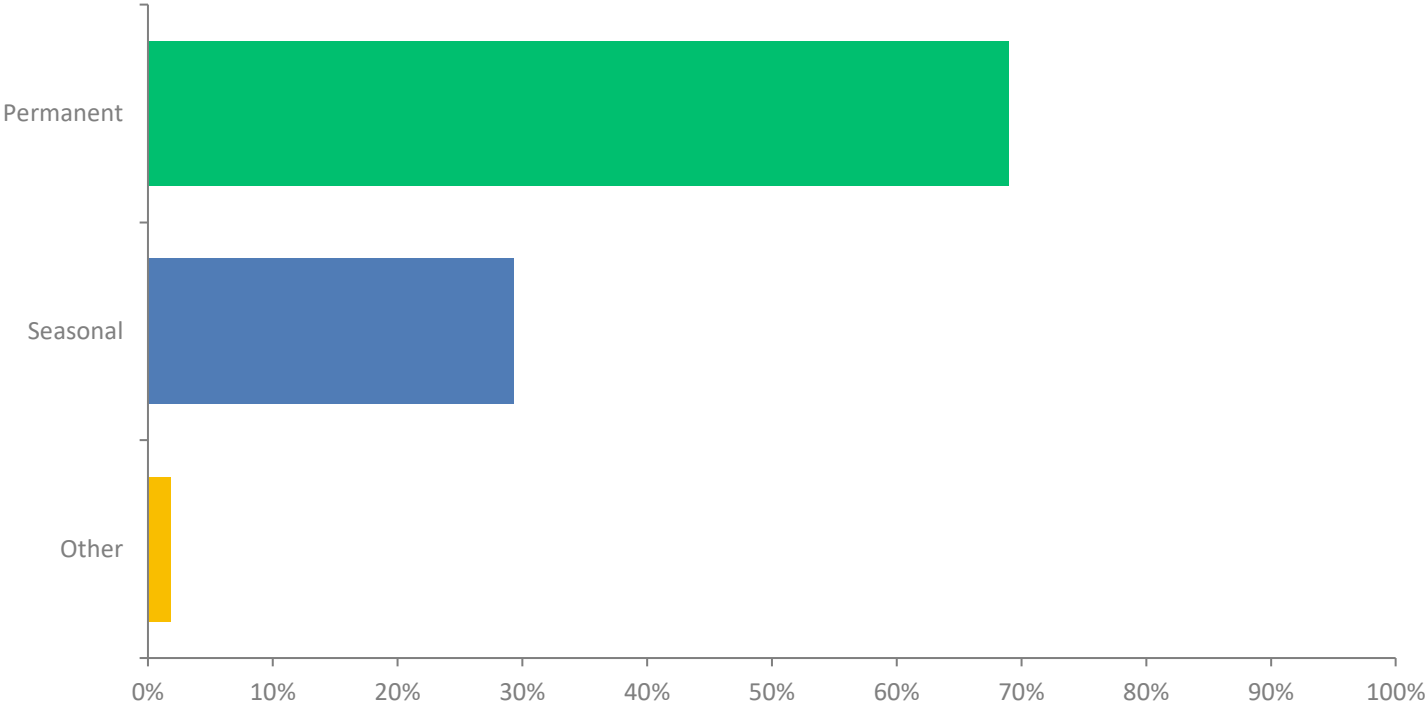
Total Responses

Date Created: Tuesday, January 31, 2023

Complete Responses: 1345

Q1: Are you a permanent or seasonal resident?

Answered: 1345 ; 0



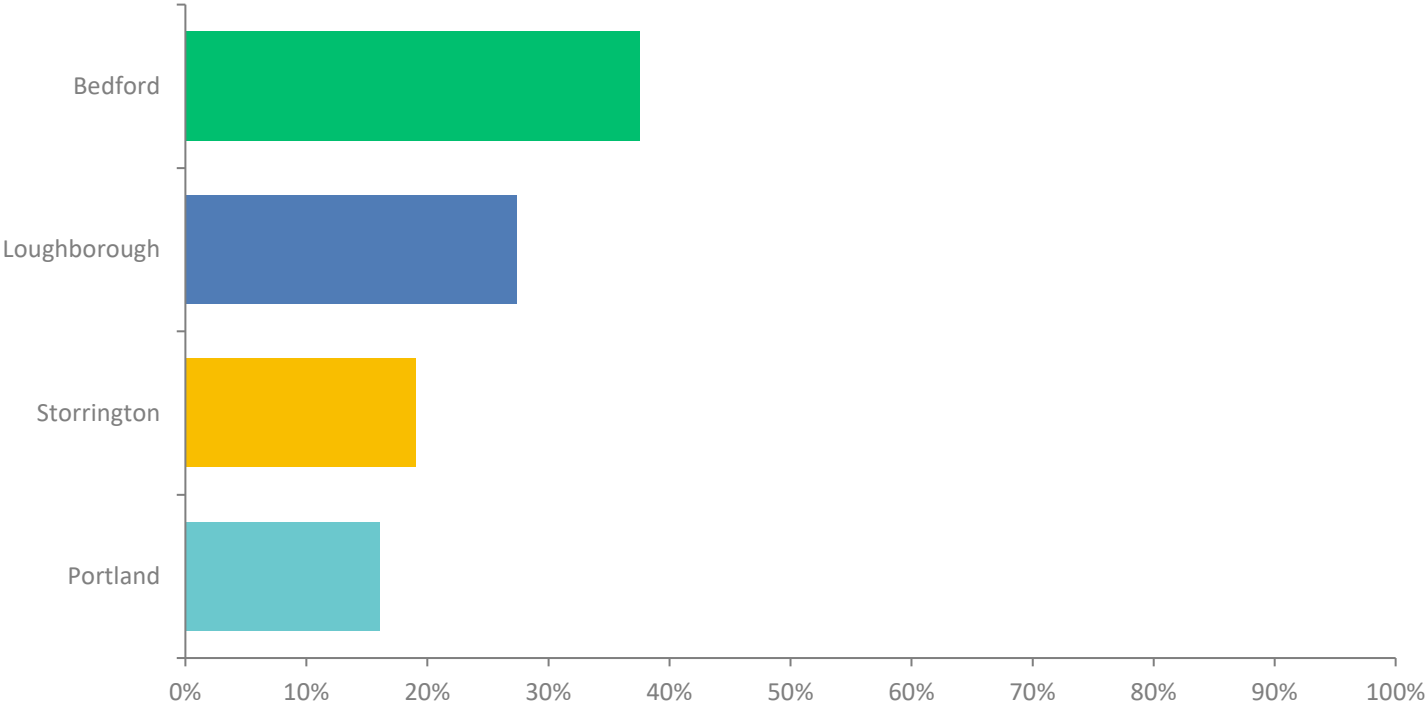
Q1: Are you a permanent or seasonal resident?

Answered: 1345 ; 0

| ANSWER CHOICES | RESPONSES | |
|----------------|-----------|-------------|
| Permanent | 68.92% | 927 |
| Seasonal | 29.29% | 394 |
| Other | 1.78% | 24 |
| TOTAL | | 1345 |

Q2: In which district do you live?

Answered: 1345 ; 0



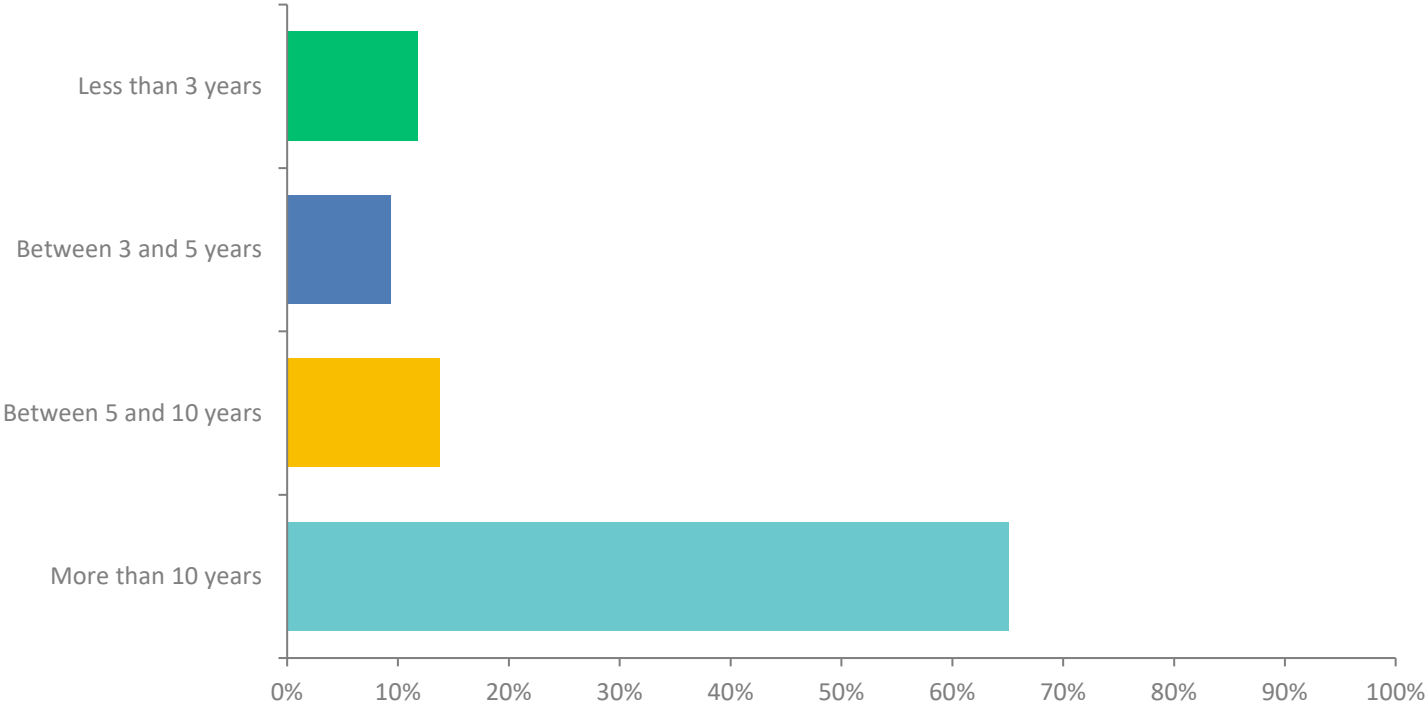
Q2: In which district do you live?

Answered: 1345 ; 0

| ANSWER CHOICES | RESPONSES | |
|----------------|-----------|-------------|
| Bedford | 37.55% | 505 |
| Loughborough | 27.36% | 368 |
| Storrington | 19.03% | 256 |
| Portland | 16.06% | 216 |
| TOTAL | | 1345 |

Q3: How long have you lived in South Frontenac?

Answered: 1345 ; 0



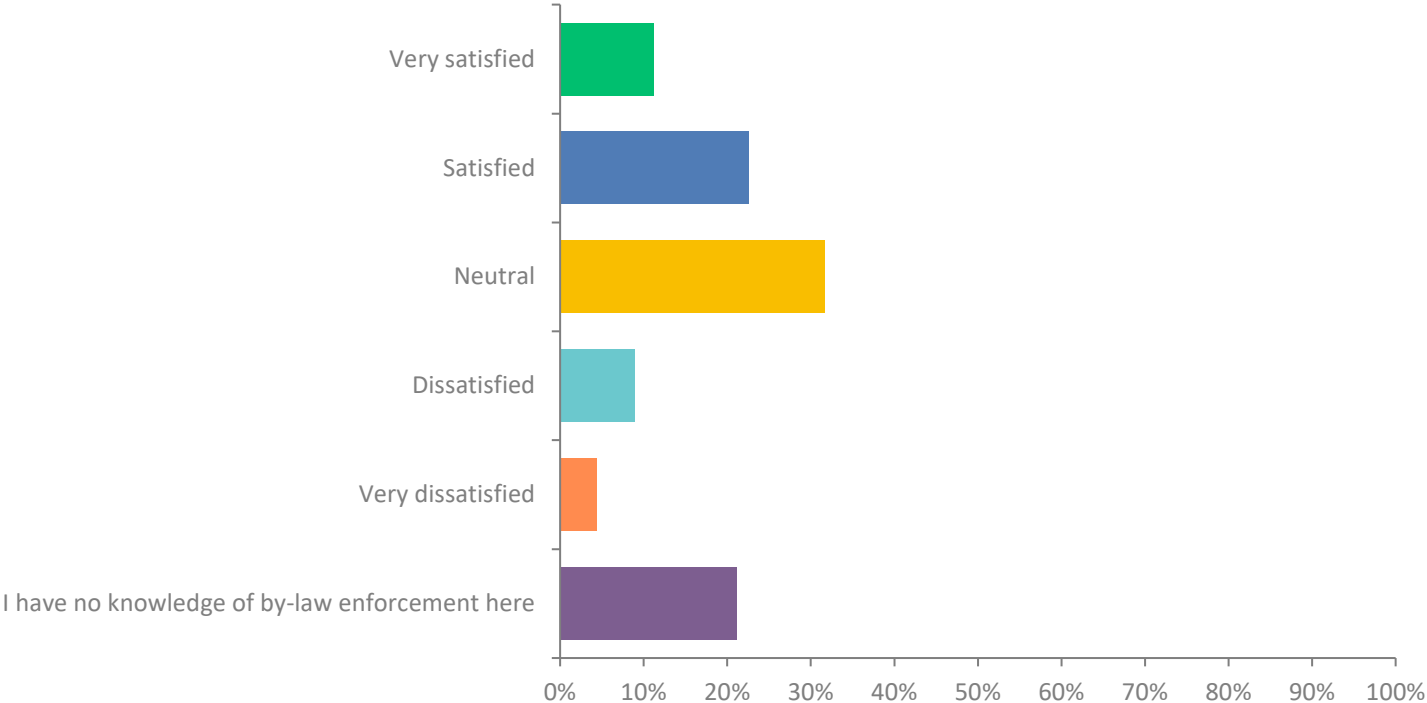
Q3: How long have you lived in South Frontenac?

Answered: 1345 ; 0

| ANSWER CHOICES | RESPONSES | |
|------------------------|-----------|------|
| Less than 3 years | 11.82% | 159 |
| Between 3 and 5 years | 9.29% | 125 |
| Between 5 and 10 years | 13.75% | 185 |
| More than 10 years | 65.13% | 876 |
| TOTAL | | 1345 |

Q4: How satisfied are you with by-law enforcement in South Frontenac?

Answered: 1345 ; 0



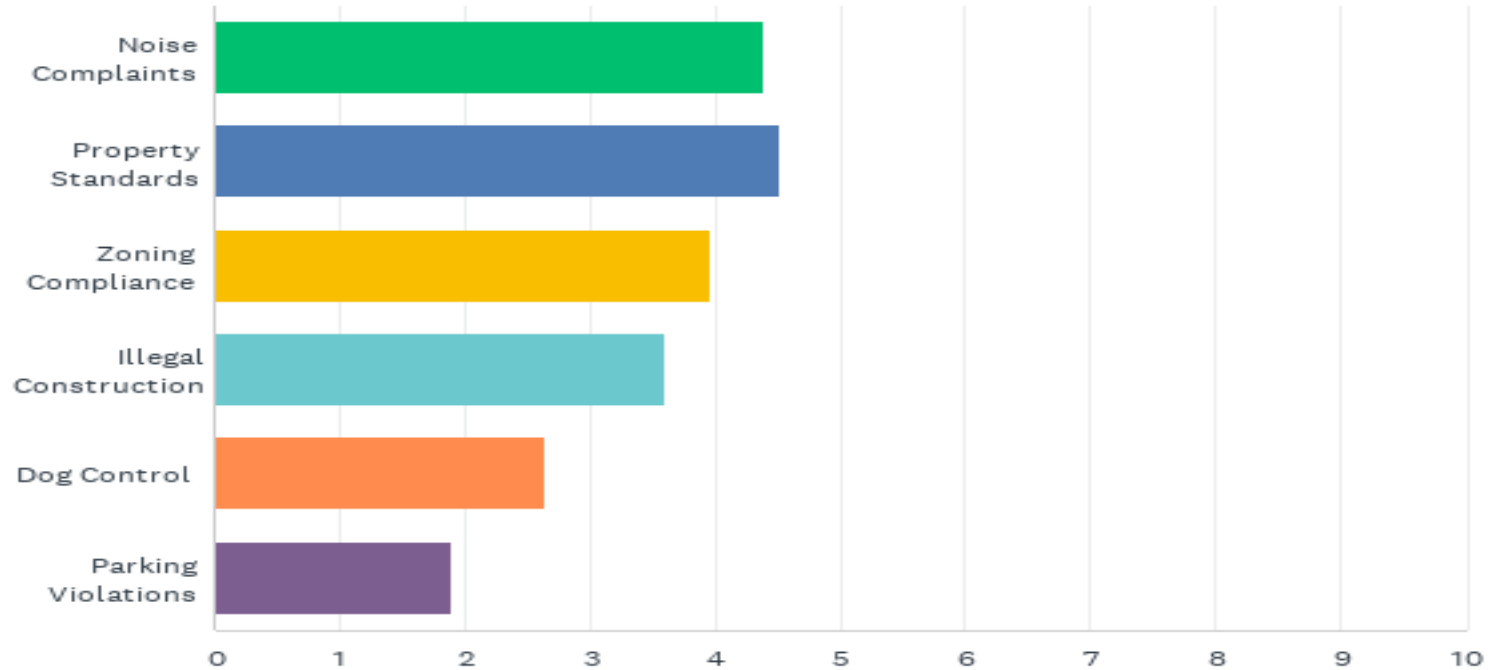
Q4: How satisfied are you with by-law enforcement in South Frontenac?

Answered: 1345 ; 0

| ANSWER CHOICES | RESPONSES | |
|--|-----------|------|
| Very satisfied | 11.23% | 151 |
| Satisfied | 22.60% | 304 |
| Neutral | 31.67% | 426 |
| Dissatisfied | 8.92% | 120 |
| Very dissatisfied | 4.39% | 59 |
| I have no knowledge of by-law enforcement here | 21.19% | 285 |
| TOTAL | | 1345 |

Q5: Please rank in order of importance the following enforcement areas, 1 being the most important

Answered: 1279 ; 66



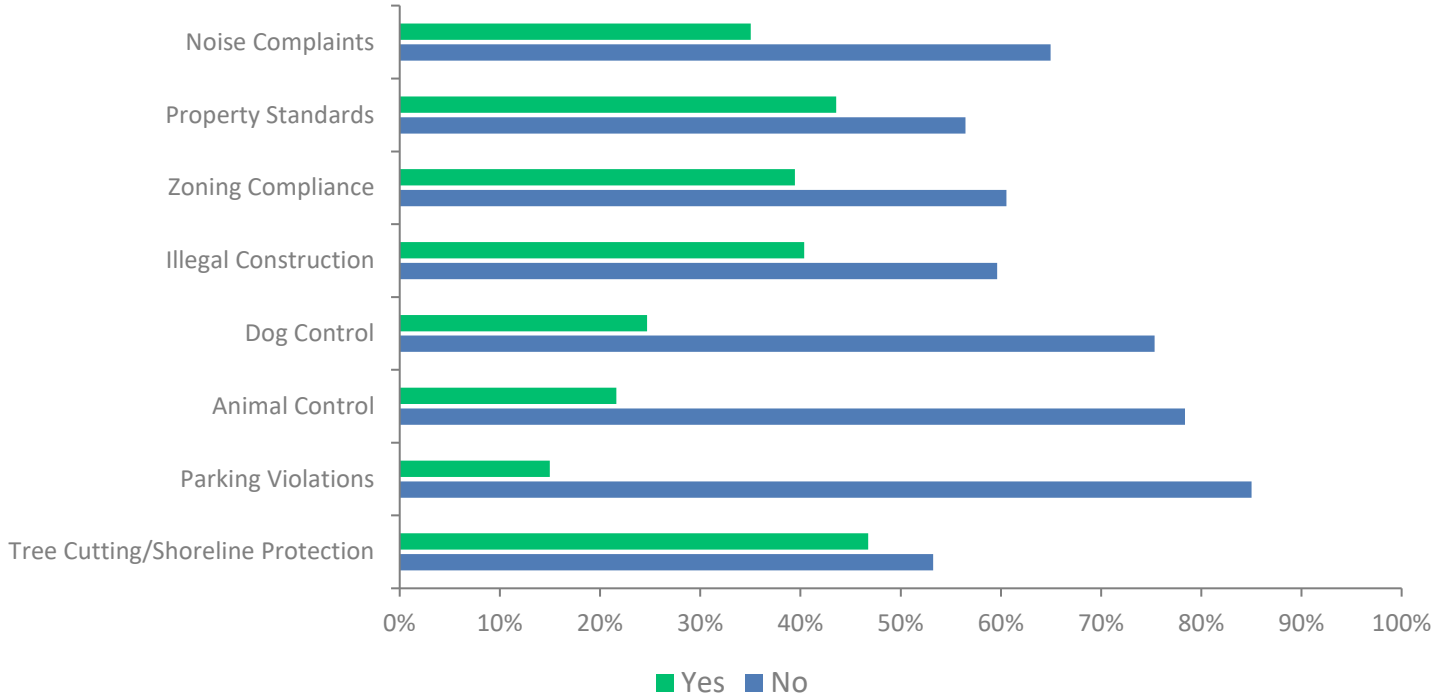
Q5: Please rank in order of importance the following enforcement areas, 1 being the most important

Answered: 1279 ; 66

| | 1 | 2 | 3 | 4 | 5 | 6 | TOTAL | SCORE |
|----------------------|---------------|---------------|---------------|---------------|---------------|---------------|-------|-------|
| Noise Complaints | 32.86% 420 | 18.54% 237 | 15.81% 202 | 22.77% 291 | 7.59% 97 | 2.43% 31 | 1,278 | 4.39 |
| Property Standards | 28.58% 365 | 26.78% 342 | 22.63% 289 | 14.02% 179 | 6.11% 78 | 1.88% 24 | 1,277 | 4.52 |
| Zoning Compliance | 13.94% 178 | 23.81% 304 | 28.11% 359 | 17.93% 229 | 10.57% 135 | 5.64% 72 | 1,277 | 3.96 |
| Illegal Construction | 13.92% 178 | 16.34% 209 | 19.62% 251 | 25.88% 331 | 14.31% 183 | 9.93% 127 | 1,279 | 3.60 |
| Dog Control | 6.80% 87 | 8.84% 113 | 8.60% 110 | 11.49% 147 | 45.90% 587 | 18.37% 235 | 1,279 | 2.64 |
| Parking Violations | 3.91% 50 | 5.79% 74 | 5.24% 67 | 7.82% 100 | 15.48% 198 | 61.77% 790 | 1,279 | 1.90 |

Q6: Do you believe that enhanced enforcement is required in the following areas?

Answered: 1311 ,: 34



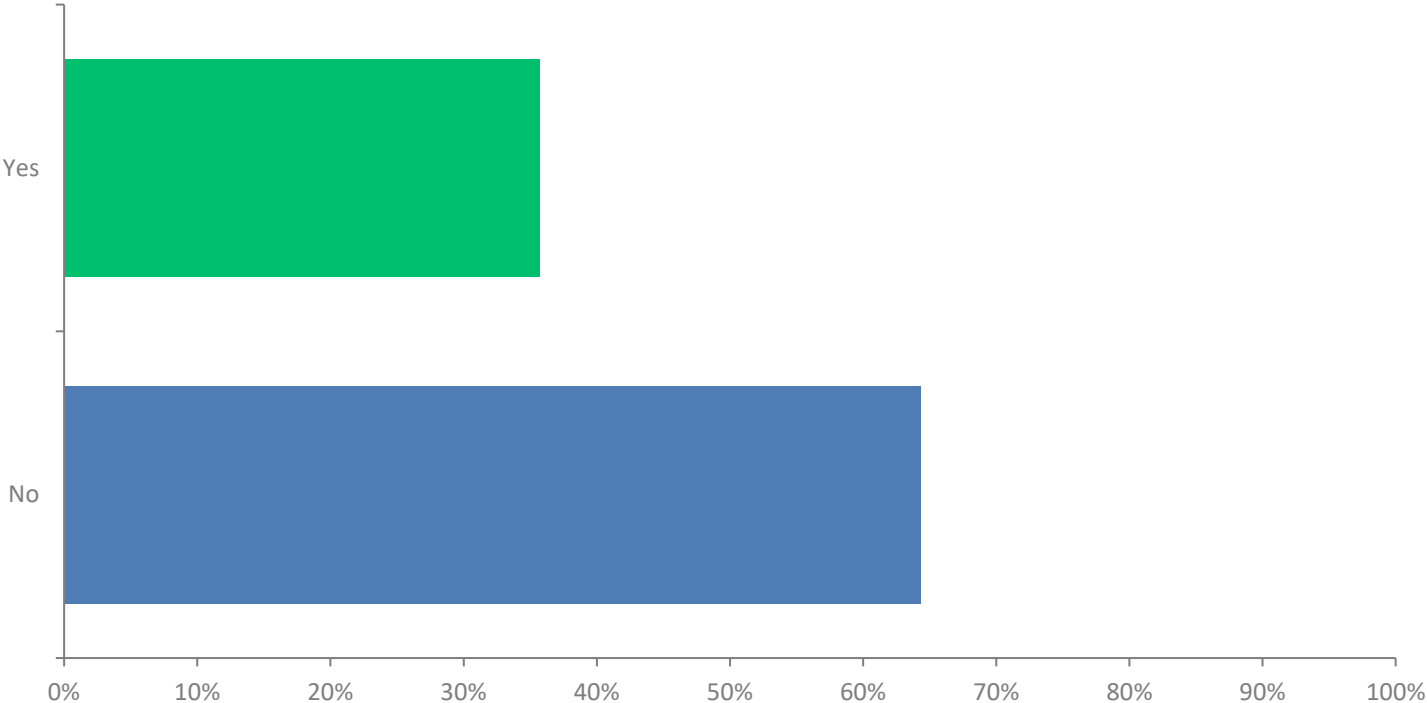
Q6: Do you believe that enhanced enforcement is required in the following areas?

Answered: 1311 , 34

| | YES | NO | TOTAL | WEIGHTED AVERAGE |
|-----------------------------------|---------------|---------------|-------|------------------|
| Noise Complaints | 35.03% 434 | 64.97% 805 | 1239 | 1 |
| Property Standards | 43.55% 533 | 56.45% 691 | 1224 | 1 |
| Zoning Compliance | 39.44% 480 | 60.56% 737 | 1217 | 1 |
| Illegal Construction | 40.38% 487 | 59.62% 719 | 1206 | 1 |
| Dog Control | 24.68% 290 | 75.32% 885 | 1175 | 1 |
| Animal Control | 21.64% 251 | 78.36% 909 | 1160 | 1 |
| Parking Violations | 14.98% 173 | 85.02% 982 | 1155 | 1 |
| Tree Cutting/Shoreline Protection | 46.75% 576 | 53.25% 656 | 1232 | 1 |

Q7: Has an issue related to one of our by-laws impacted your ability to enjoy your quality of life?

Answered: 1345 ; 0



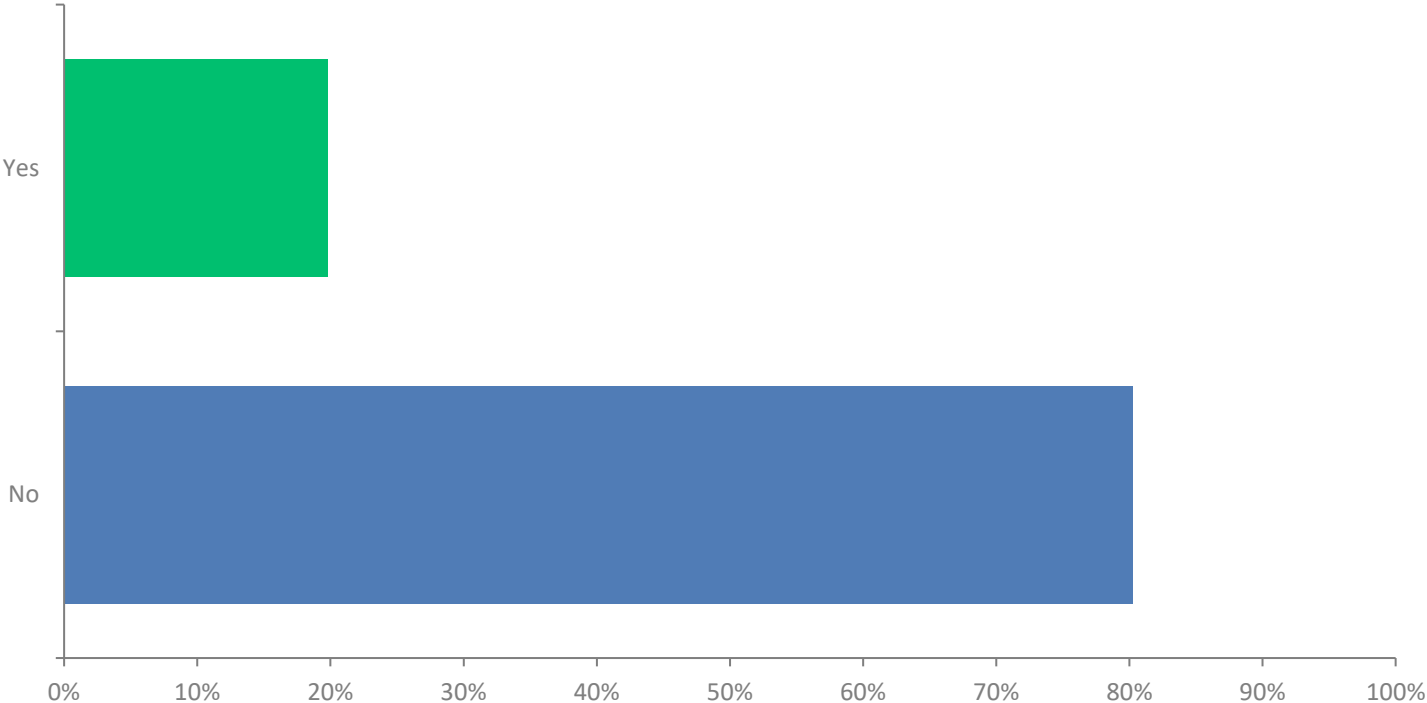
Q7: Has an issue related to one of our by-laws impacted your ability to enjoy your quality of life?

Answered: 1345 ; 0

| ANSWER CHOICES | RESPONSES | |
|----------------|-----------|------|
| Yes | 35.69% | 480 |
| No | 64.31% | 865 |
| TOTAL | | 1345 |

Q8: Did you report your issue to South Frontenac?

Answered: 1345 ; 0



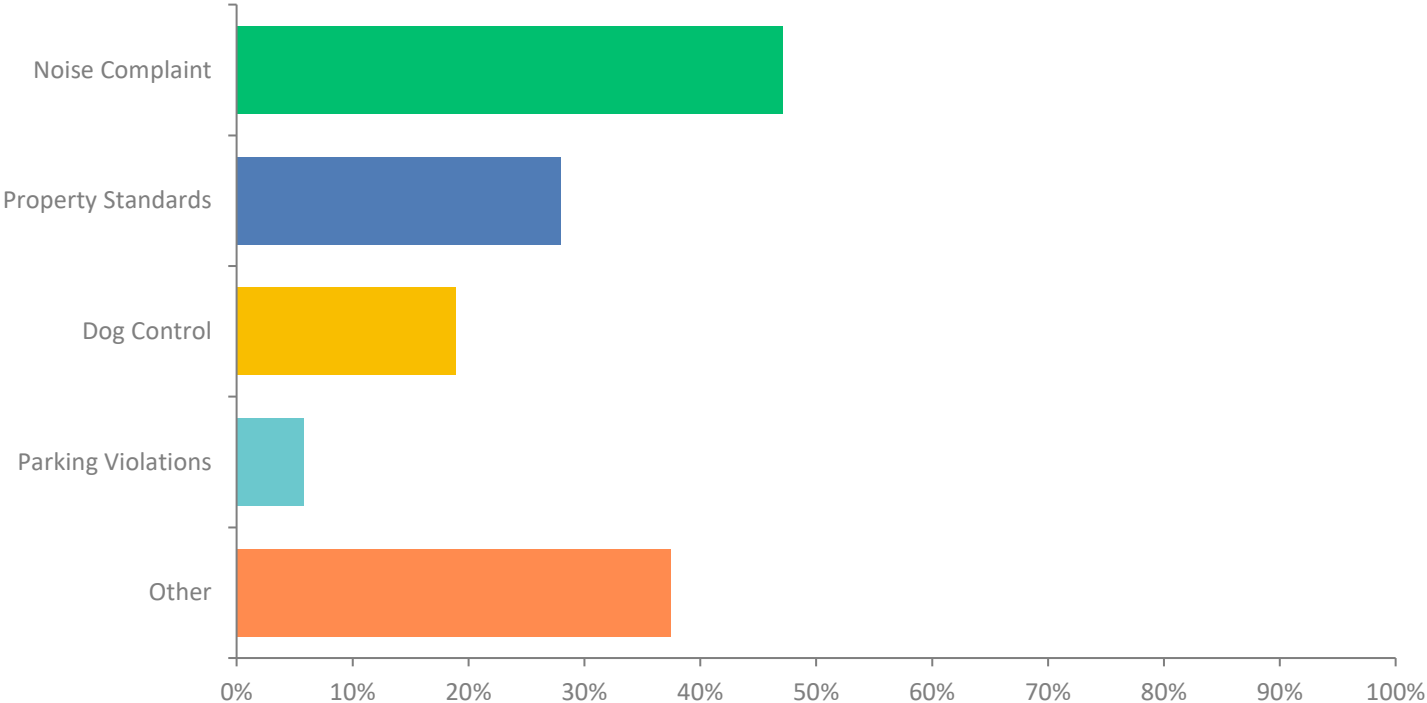
Q8: Did you report your issue to South Frontenac?

Answered: 1345 ; 0

| ANSWER CHOICES | RESPONSES | |
|----------------|-----------|------|
| Yes | 19.78% | 266 |
| No | 80.22% | 1079 |
| TOTAL | | 1345 |

Q9: What was the issue in relation to? Select all that apply.

Answered: 465 Skipped: 880



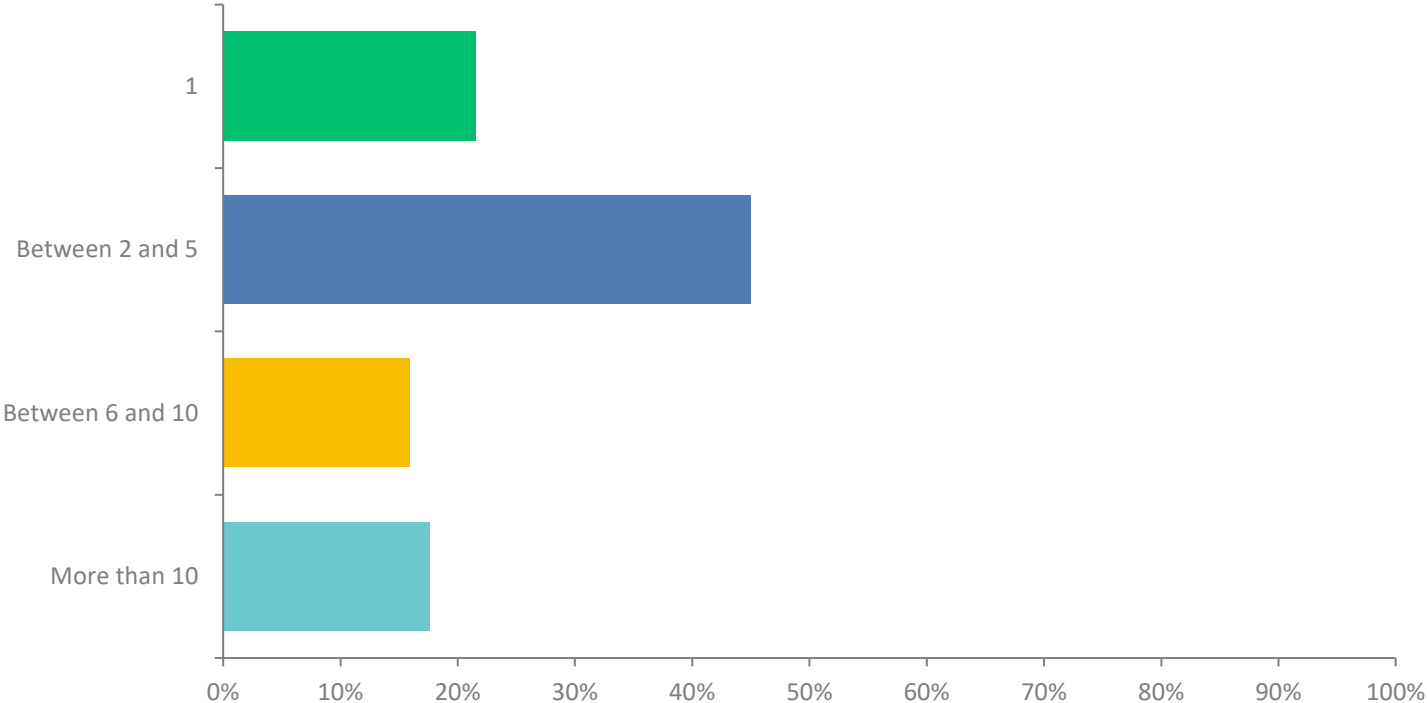
Q9: What was the issue in relation to? Select all that apply.

Answered: 465 Skipped: 880

| ANSWER CHOICES | RESPONSES | |
|--------------------|-----------|------------|
| Noise Complaint | 47.10% | 219 |
| Property Standards | 27.96% | 130 |
| Dog Control | 18.92% | 88 |
| Parking Violations | 5.81% | 27 |
| Other | 37.42% | 174 |
| TOTAL | | 638 |

Q10: How many issues have you experienced over the last three years?

Answered: 465 Skipped: 880



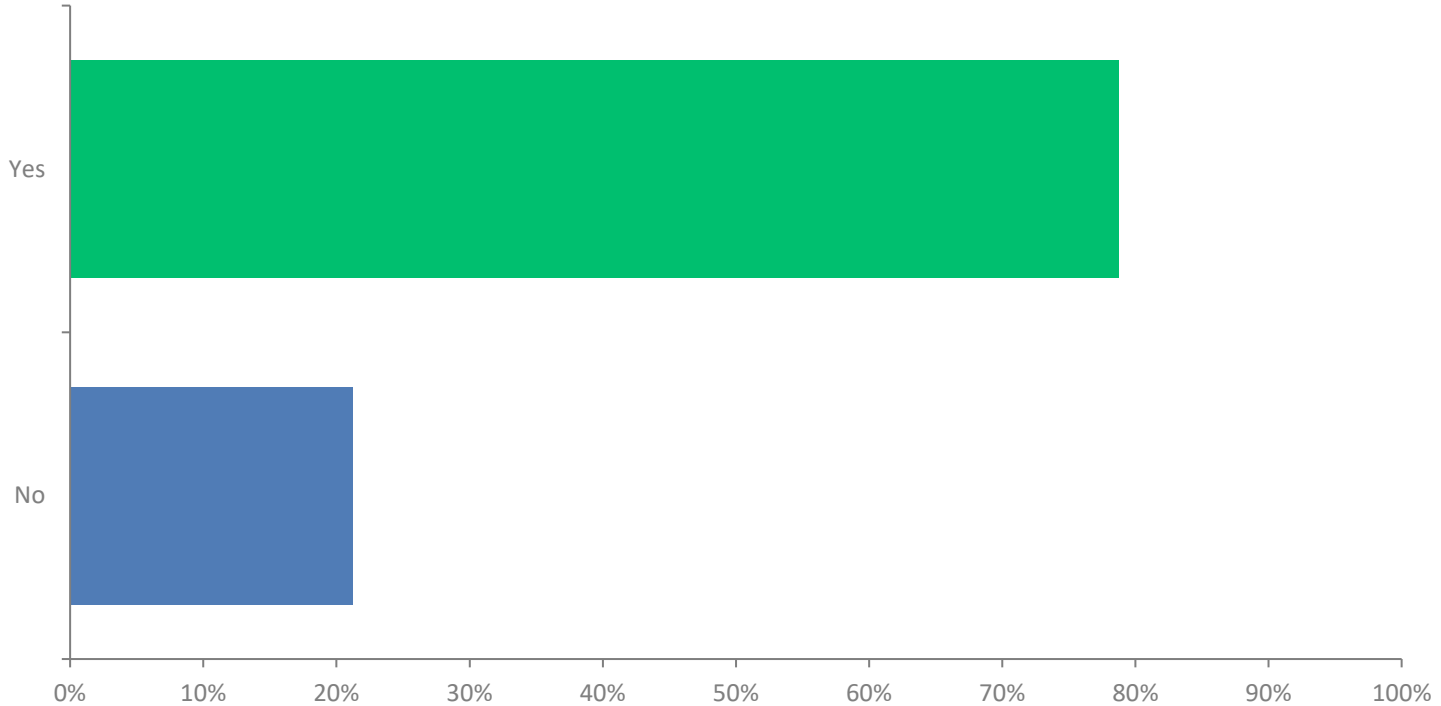
Q10: How many issues have you experienced over the last three years?

Answered: 465 Skipped: 880

| ANSWER CHOICES | RESPONSES | |
|------------------|-----------|-----|
| 1 | 21.51% | 100 |
| Between 2 and 5 | 44.95% | 209 |
| Between 6 and 10 | 15.91% | 74 |
| More than 10 | 17.63% | 82 |
| TOTAL | | 465 |

Township? (typically includes rentals less than 30 days such as cottage rentals, etc.)

Answered: 1305 ; 40



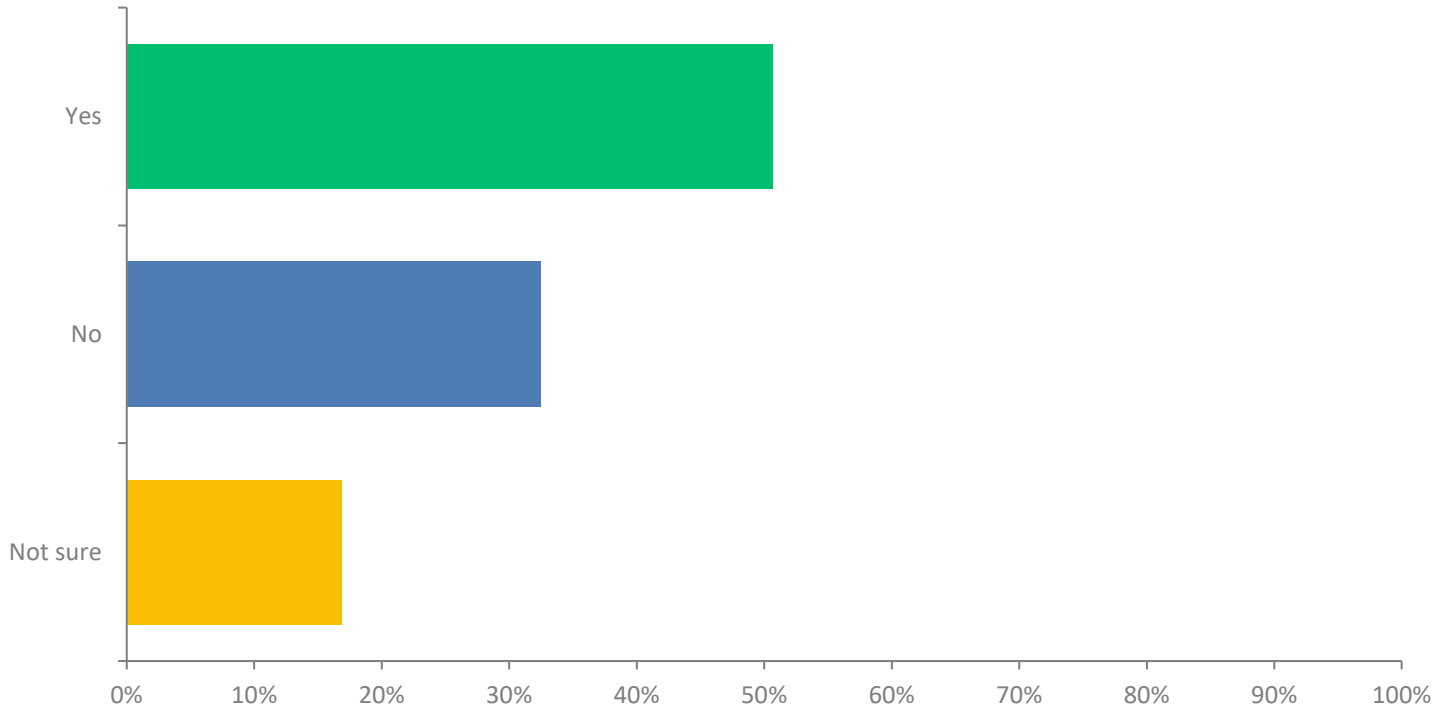
Township? (typically includes rentals less than 30 days such as cottage rentals, etc.)

Answered: 1305 ,: 40

| ANSWER CHOICES | RESPONSES | |
|----------------|-----------|------|
| Yes | 78.77% | 1028 |
| No | 21.23% | 277 |
| TOTAL | | 1305 |

Q12: Do you believe that short-term rental properties in South Frontenac should be regulated through a licensing program?

Answered: 1305 ; 40



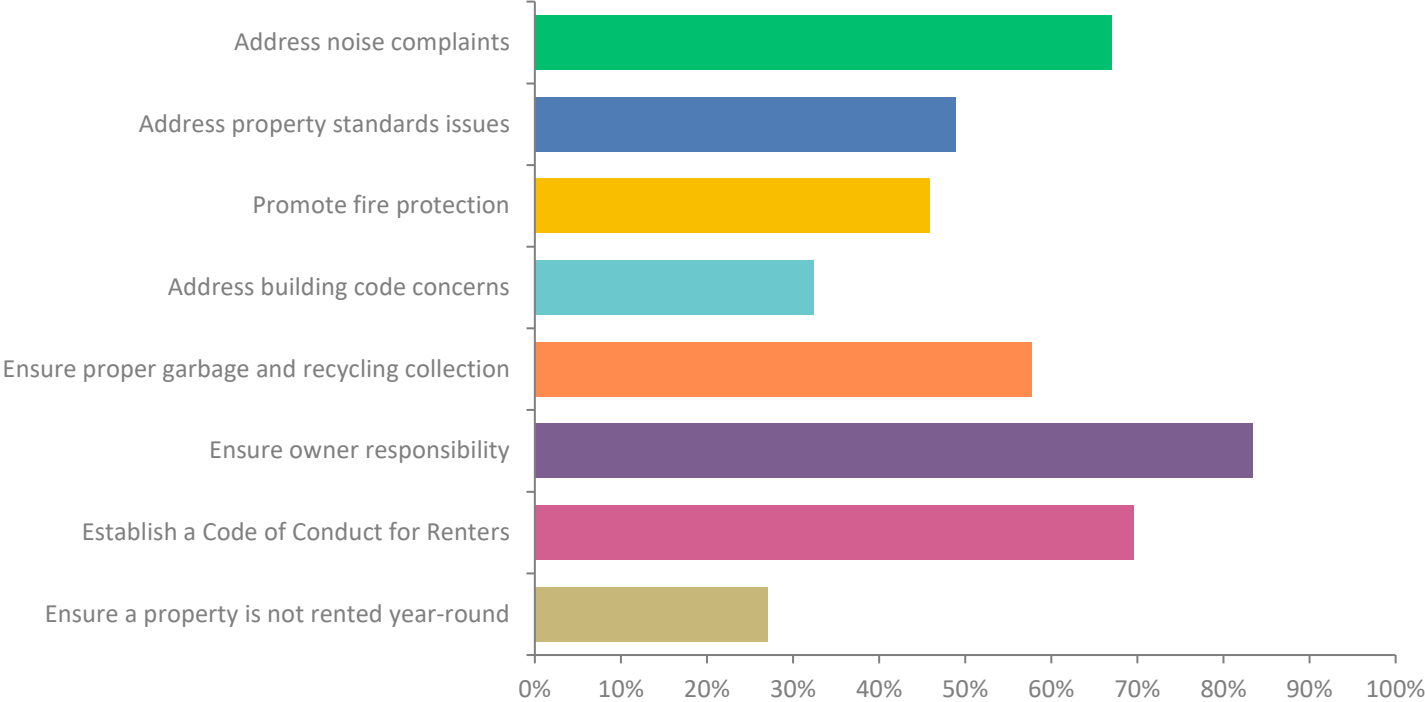
Q12: Do you believe that short-term rental properties in South Frontenac should be regulated through a licensing program?

Answered: 1305 , 40

| ANSWER CHOICES | RESPONSES | |
|----------------|-----------|------|
| Yes | 50.65% | 661 |
| No | 32.49% | 424 |
| Not sure | 16.86% | 220 |
| TOTAL | | 1305 |

Q13: What do you see as the main benefits to licensing short-term rentals? (Check all that apply)

Answered: 1065 ; 280



Q13: What do you see as the main benefits to licensing short-term rentals? (Check all that apply)

Answered: 1065 ,: 280

| ANSWER CHOICES | RESPONSES | |
|--|-----------|-------------|
| Address noise complaints | 67.04% | 714 |
| Address property standards issues | 48.83% | 520 |
| Promote fire protection | 45.92% | 489 |
| Address building code concerns | 32.39% | 345 |
| Ensure proper garbage and recycling collection | 57.75% | 615 |
| Ensure owner responsibility | 83.38% | 888 |
| Establish a Code of Conduct for Renters | 69.58% | 741 |
| Ensure a property is not rented year-round | 27.04% | 288 |
| TOTAL | | 4600 |